

Supply List for Plein Air Painting in Tuscany Workshop

September – September 3-10, 2024

Linda Warner Constantino – Instructor

linda@lwarnerconstantino.com

843 384 4327

Art Supply Sources:

Dick Blick <http://www.dickblick.com>

Cheap Joe's <http://www.cheapjoes.com/>

Jerry's Artarama <http://www.jerrysartarama.com>









Jacksonsart.com <https://www.jacksonsart.com/en-us/>












Watercolors

Daniel Smith, Schmincke, Winsor Newton and Holbein are all good. I use all of them from time to time but mostly Daniel Smith and Schmincke. I suggest small tubes for this workshop.

The colors below are suggested. I change up my palette a lot. Basically you need a warm and cool of each of the three primary colors (by warm and cool I mean relative to each primary) and some earth tones.

NOTE: There is not a green on the list because I think it is better to mix greens from your yellows and blues.

Daniel Smith Watercolors	
1.  Lemon Yellow	Lemon Yellow – Cool Yellow
2.  Indian Yellow	Indian Yellow – Warm Yellow
3.  Naples Yellow	Naples Yellow (Optional)
4.  Raw Sienna Light	Raw Sienna or  Yellow Ochre Yellow Ochre - Earth Color
5.  Cadmium Orange Hue	Cadmium Orange Hue
6.  Pyrrhol Red	Pyrrhol Red, Cadmium Red or Quinacridone Red – Warm Red
7.  Alizarin Crimson	Alizarin Crimson – Cool Red

8.		Quinacridone Rose (Optional)
9.		Quinacridone Violet (Optional)
10.		French Ultramarine Blue – Warm Blue
11.		Cobalt Blue - Mid
12.		Cerulean Blue – Cool Blue
13.		Cobalt Turquoise
14.	 	Burnt Sienna or Quinacridone Sienna – Earth Color
15.		Burnt Umber - Earth Color
16.		Joe Z's Warm Gray or Neutral Tint (Optional)
17.		Titanium White – guoache (Winsor Newton)

Brushes

(I use primarily round brushes. There are many good synthetic sable brushes. The brush should come to a good point and be flexible. I have put my suggestions below.)


Raphael Round Brush # 25-8408-8 (or 2, 4, and/or 6) or DaVinci Sable – Maestro

Raphael SoftAqua Synthetic Squirrel Watercolor Brush, Quill (Size 3 or 5)

These are synthetic brushes that are great for washes. Real squirrel brushes have become quite expensive.

Escoda : Watercolour Travel Brush : Perla : Series 1253 : Set of 3

This is a great synthetic brush set. Good price at jacksonsart.com.



Palette

Note: all palettes are not created equal. Very cheap plastic palettes cause paint to bead up and make it hard to read color

The palette should close up and be portable. Do not bring a large palette it will be bulky and leak.

The Mijello palette is a good palette that is air-tight and will not bead up.

Mijello Airtight Watercolor Fusion [18-Well Watercolour](#) Palette MWP-3018



Paper

(Note: Good paper is critical - I would buy sheets or blocks.)

I suggest cold press or rough surface for your paper.

Since we are traveling I do not like to work larger than 9 by 12 or smaller than 4 by 5." I find 7 by 10 " to be a good size

Arches Cold Press - 140 lb.

Fabriano Artístico – 140 lb. cold press or rough.

You can purchase blocks of watercolor in both brands or cut sheets up and make a small envelope 10" by 14" out of two pieces of foam core

Sketchbook

This is a personal choice but I love Khadi sketchbooks. They are light good for small watercolor studies.

Note: Please do not buy. I will be bringing one for each of you.



Khadi Handmade Hardback Book, 5" x 6-1/2", Rough
Cheapjoes.com

[https://www.cheapjoes.com/khadi-handmade-hardback-book-5-x-6-1-2-](https://www.cheapjoes.com/khadi-handmade-hardback-book-5-x-6-1-2-rough.html?utm_source=google&utm_medium=cpc&utm_campaign=[TDM]_PMax_Shopping_Campaign&gclid=Cj0KCQiAw8OeBhCeARIsAGxWtUx-WqkCC3--NqRpwDjJg4uFEH2EBz8KiXhT-GIRlZmWIRACAXzC3zwaAj2pEALw_wcB)

[rough.html?utm_source=google&utm_medium=cpc&utm_campaign=\[TDM\]_PMax_Shopping_Campaign&gclid=Cj0KCQiAw8OeBhCeARIsAGxWtUx-WqkCC3--NqRpwDjJg4uFEH2EBz8KiXhT-GIRlZmWIRACAXzC3zwaAj2pEALw_wcB](https://www.cheapjoes.com/khadi-handmade-hardback-book-5-x-6-1-2-rough.html?utm_source=google&utm_medium=cpc&utm_campaign=[TDM]_PMax_Shopping_Campaign&gclid=Cj0KCQiAw8OeBhCeARIsAGxWtUx-WqkCC3--NqRpwDjJg4uFEH2EBz8KiXhT-GIRlZmWIRACAXzC3zwaAj2pEALw_wcB)

Folding Chair or Stool (Optional)

If you like to sit while you paint, a portable chair is nice, though there are chairs available at Spannocchia. Here is one I like. Lightweight is critical but comfort is a consideration.

I personally sit when I paint but everyone is different in this regard. I would say practice painting or drawing sitting. If you stand then you will need an easel.

Kilos Chair

Here is a light weight chair that I like. It takes a good week to arrive. It only weighs 2.2 pounds.

<https://kilosgear.com/products/outdoor-chair-2>



Co-op Flexlite Print Camp Boss Chair – rei.com



Watercolor Easel

I am not sure the perfect plein air watercolor easel has been invented.

This would be the easel to choose if you like working standing up.

I suppose you could use it if you sat too but I tend to work in my lap. Again this is a personal preference kind of thing.

Etsy – Lightweight Plein-Air Easel

https://www.etsy.com/listing/1272145380/lightweight-plein-air-sketch-easel?ga_order=most_relevant&ga_search_type=all&ga_view_type=gallery&ga_search_query=plein+air+easel&ref=sr_gallery-1-1&pro=1&frs=1&sts=1&organic_search_click=1

Note: I used this easel in 2023 and I loved how light it was. I was able to carry this easel, umbrella and chair for about 8 lbs.



En Plein Air Pro Advanced Series Easels

<https://enpleinairpro.com/collections/advanced-series-combo>



ADVANCED SERIES COMBO

\$146.95

Umbrella (Umbrella works best if you have an easel because it needs to attach to something.)

You will want to keep the sun off of your painting regardless of the weather. If there is not a tree or overhang nearby, painting will not be fun. Keep in mind you need something to attach the umbrella to, like the arm of a chair or an easel. Here is one but there are others available. I consider this an optional item.

Guerrilla Painter Soft-Clamp Deluxe Vented Silver Umbrella Kit



Roll over image to zoom in

Collapsible Water Container


This is my favorite watercolor container. Available at guerillapainter.com



Bag or Daypack to Carry Supplies

Since we will be working around the grounds it is essential to carry your things around. A daypack works well or a wheeled carry-on is nice too.

<https://www.patagonia.com/product/black-hole-pack-25-liters/195699382510.html>



This is the one I have it fits my chair and all my painting supplies
Daypack with Wheels



https://www.amazon.com/Wheeled-Backpack-Waterproof-Rolling-Suitcase/dp/B07DL586N6/ref=sr_l_2?crid=3M0IGGV6JWFRM&keywords=wheeled+daypack&qid=1688840484&sprefix=wheeled+day%2Caps%2C98&sr=8-2&ufe=app_do%3Aamzn1.fos.006c50ae-5d4c-4777-9bc0-4513d670b6bc

I have a daypack with wheels that use too. Again it is personal preference.

Other Small Items:

- White artists tape – ¼”
- HB or 2B lead pencil
- Kneaded Eraser
- White Plastic Eraser
- Clips
- Backpack with or without wheels to carry supplies
- Sunscreen
- Hat with brim
- Small spray bottle with water
- Plastic Water Bottle
- Paper towels or a couple of packages of travel size tissues

Should you have any other questions about supplies or set up please do not hesitate to email me at: linda@lwarnerconstantino.com or call me at 843.384.4327.